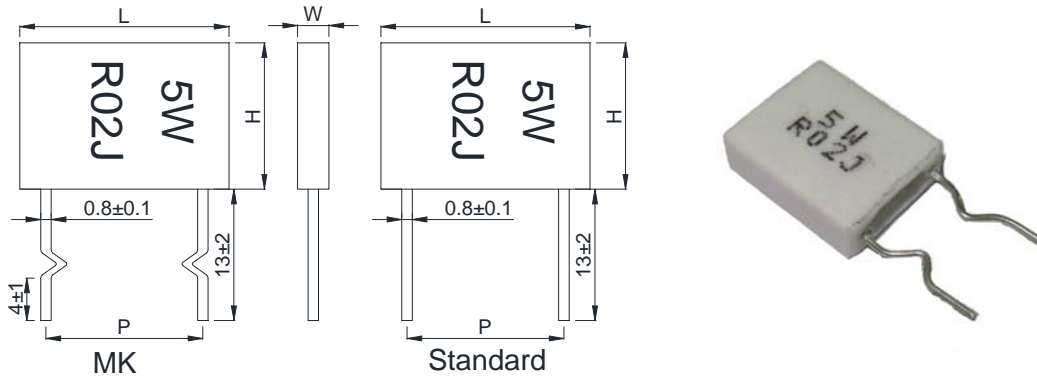


● **PRODUCT FEATURES :**

1. Power type current detecting resistors
2. Flame retardant resistors in ceramic case
3. Low inductance
4. Space saving
5. Marking: Alpha/numeric marking
6. Products with lead-free terminations meet ROHS requirements



Type	DIMENSIONS(mm)				Max Working Voltage	Max Overload Voltage	Resistance Range
	L±1.5	H±1.5	W±1.0	P±1			
3W	14	10	5±1.0	9	350V	700V	0.005Ω~0.6Ω
5W	14	18	5±1.0	10	350V	700V	0.005Ω~0.6Ω

● **ENVIRONMENTAL CHARACTERISTICS**

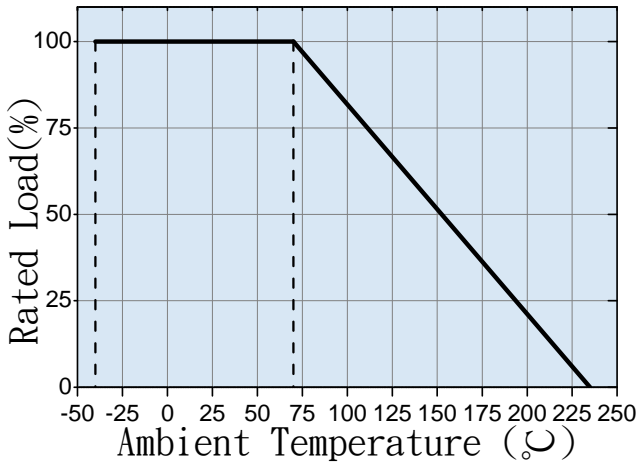
PERFORMANCE TEST	TEST METHOD	APPRAISE
Temperature Coefficient(T.C.R.)	Resistance value at room Temperature and room Temperature+100°C	±350PPM/C
Short Time Overload	2.5 times RCWV for 5 seconds	$\Delta R \leq \pm(2\%R_o + 0.05\Omega)$
Load Life In Humidity	40±2°C 90~95%RH at RCWV for1000hrs. (1.5hrs. on , 0.5hrs.off)	$\Delta R \leq \pm(3\%R_o + 0.05\Omega)$
Load Life	70°C at RCWV for1000hrs. (1.5hrs. on , 0.5hrs.off)	$\Delta R \leq \pm(3\%R_o + 0.05\Omega)$
Solderability	260±5°C for 2±0.5 seconds	95% min. coverage

Reference Standards: IEC 60115-1

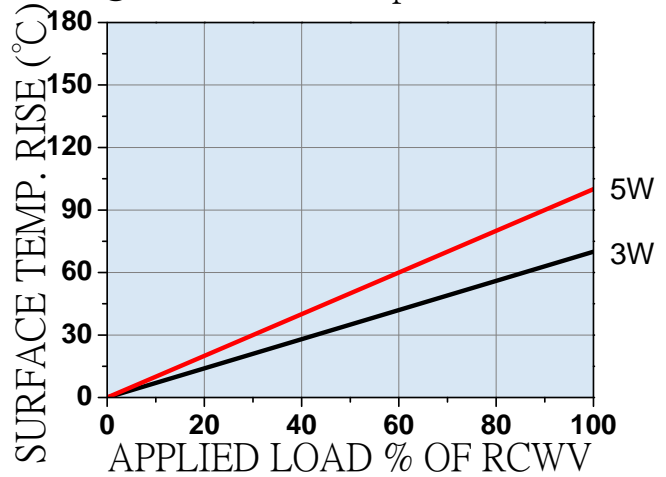
Storage Temperature: 25±3°C; Humidity < 80%RH

Rated continuous Working Voltage (RCWV) =  $\sqrt{POWER.RATING. * RESISTANCE.VALUE}$

● POWER GRAPH



● HOT-SPOT Temperature



● PART NUMBER:

MPR	5W	0R01	J	
↓	↓	↓	↓	↓
Type	Power rating	Resistance	Tolerance	Tolerance
Metal Plate Resistor	3W 5W	0R01 01 Ω 0R22 0.22 Ω R005 0.005 Ω	J ± 5% K ± 10%	MK MK Standard